

Overview - Public Entities Quarterly Reporting

Approved receipts

965.6

96.6%

Approved spending

1,151.7

76.1%

Surplus/(deficit)

-186.1

- ☐ R billion
- ☒ R million
- ☐ R thousand

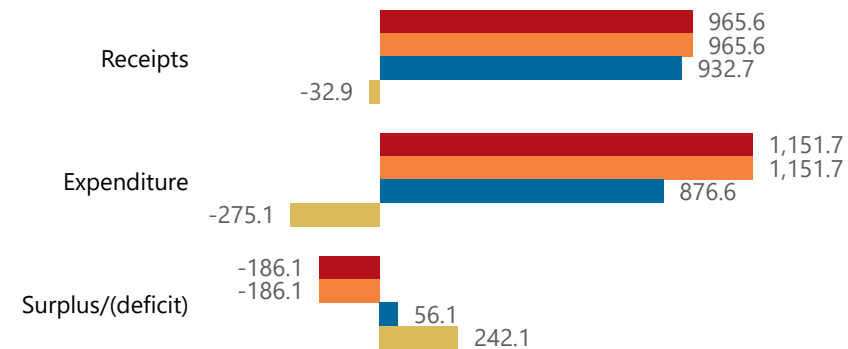


national treasury

Department:
National Treasury
REPUBLIC OF SOUTH AFRICA

Consolidation

● Approved ● Forecast ● YTD ● Variance



Composition of receipts



Quarter

4

Cluster

All

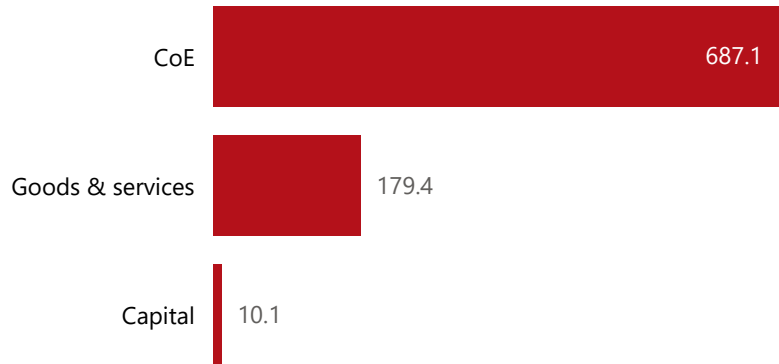
Department

Land Reform and Rural Development

Entity

Registration of Deeds Trading Entity

Composition of spending



Functional grouping

Economic development

876.6

Not listed

876.6

Spending by PFMA schedule

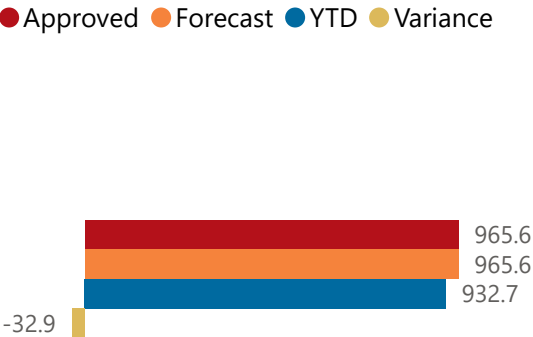
Public Entities Receipts

Approved sales of G&S
926.6 96.5%

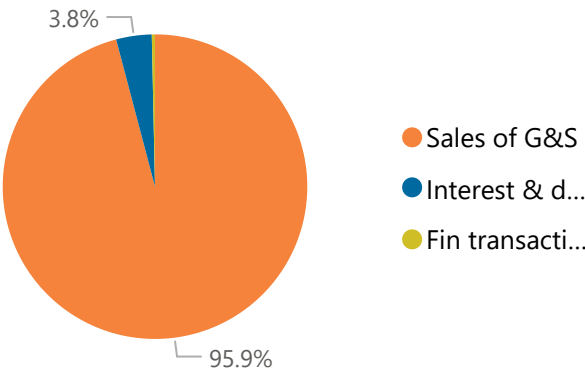
Approved transfers
(Blank) (Blank)

- ☐ R billion
- ☒ R million
- ☐ R thousand

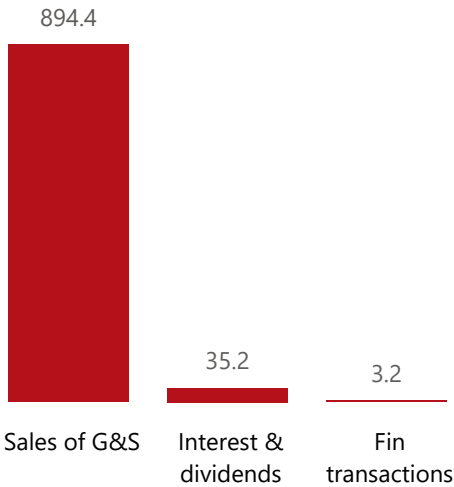
Actual vs Forecast



Composition of receipts



Top 5 Receipts



Quarter

4

Cluster

All

Department

Land Reform and Rural Development

Entity

Registration of Deeds Trading Entity

Top 5 Transfers

Receipts

Level 3	Approved	YTD	% YTD
+ Sales of G&S	926.6	894.4	95.9%
+ Interest & dividends	39.1	35.2	3.8%
+ Fin transactions		3.2	0.3%
Total	965.6	932.7	100.0%

Public Entities Spending

Approved CoE

734.3

93.6%

Approved G&S

315.6

56.8%

Approved transfers

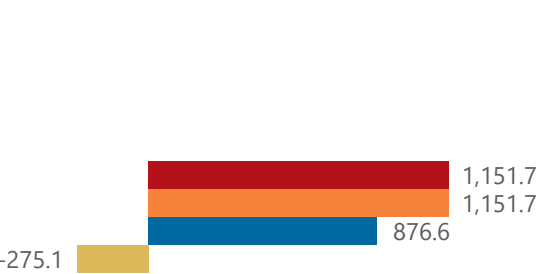
(Blank)

96.6%

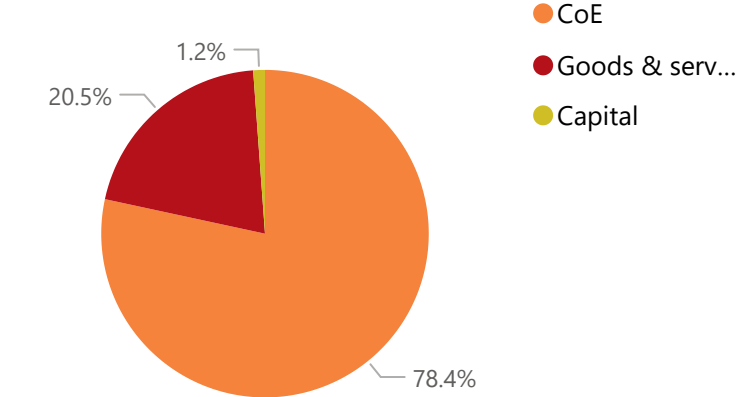
- ☐ R billion
- ☒ R million
- ☐ R thousand

Actual vs Forecast

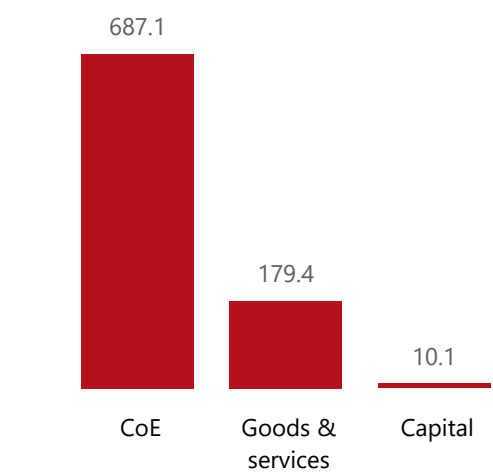
● Approved ● Forecast ● YTD ● Variance



Composition of spending

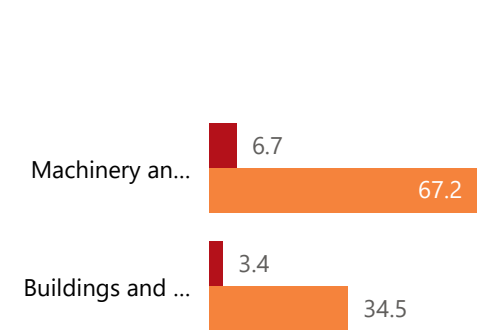


Top 5 Goods & services



Capital assets

● YTD ● Forecast



Spending

Level 3	Approved	YTD	% YTD
CoE	734.3	687.1	78.4%
Goods & services	315.6	179.4	20.5%
Capital	101.7	10.1	1.2%
Total	1,151.7	876.6	100.0%